



# ESABII

East and Southeast Asia Biodiversity Information Initiative

## Logo Usage Guideline

March, 2013

## **Contents**

### **ESABII Logo Design system**

01 Symbol Concept

02 Specifications

02-01 Logo Multicolor Version

02-02 Logo Grey Scale Version

03 Variations

04 Does and Don'ts

04-01 Don'ts (Change of the symbol shapes, colors, etc.)


04-02 Don'ts (The symbol background colors)

05 Clear Space, Minimum Size

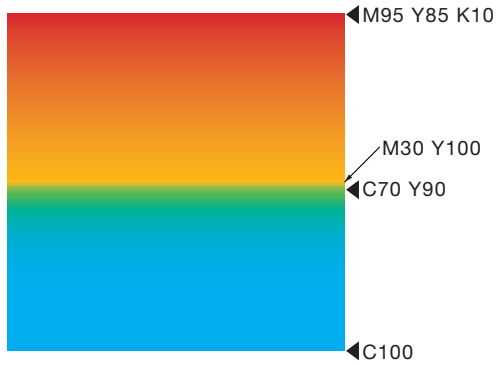
## Symbol Concept

A tree comes up from an open book and extends leaves through the word of ESABII. Database and taxonomy are essential for enhancing the biodiversity conservation. The book symbolizes the biodiversity databases which are fundamental elements to ESABII, and the tree expresses the increasing importance of taxonomy.


Color gradation with bright colors shows the richness of biodiversity in the East and South East Asia Region.




Use the specified colors for the logo multicolor version.




Gradation A  
(Leaves)



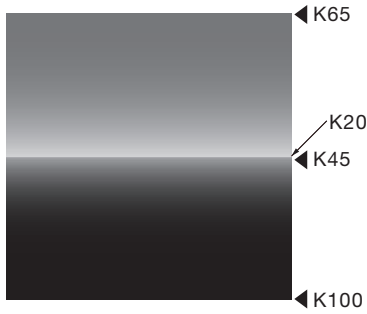
Gradation B  
(ESABII Typography)



Brawn  
(Book, Typography)  
CMYK C40 M70 Y70 K65



For the grey scale version, follow the specified gradation or the color.



Gradation A  
(Leaves)




Gradation B  
(ESABII Typography)



Black  
(Book, Typography)  
CMYK K100

Grey scale (Gradation)


Black (Single color)



While the symbol and the letters may be combined in other ways, please follow the recommended variations whenever possible.

The logo with the ESABII formal name

**A type**  
(primary variation)




B type



C type



Symbol only



**Don'ts****(Change of the symbol shapes, colors, etc.)**

A: Don't break up (Use in the specified combination)



B: Don't change the shape (Use the specified shape)



C: Don't use the different colors (Use the specified colors)



**Don'ts**  
**(The symbol background colors)**

D: Don't use colors on backgrounds (Use on white backgrounds in principle)



\* Only CMYK 10% in total are allowed to use for background colors.

E: Don't use the outline symbol on dark-colored backgrounds (Follow specifications)






Keep 0.25 of the width (X) around of all its sides.



Minimum size


A type



B type



C type



D type

Minimum size

